



myUSCIS makes immigration simpler

myUSCIS provides a personalized account to help you navigate the immigration process. On myUSCIS, you will find:

- Up-to-date information about the application process for immigration benefits;
- Tools to help you prepare for filing and help finding citizenship preparation classes; and
- Information to help explore your immigration options.

[Sign up](#)



Try us on mobile

You can use myUSCIS anytime and on any device.



U.S. Citizenship
and Immigration
Services

Sign In

Email *

Password *

[Forgot your Password?](#)

[Show Password](#)

Sign In

One account for all of your USCIS needs.

[Create an account.](#)

[Didn't receive confirmation instructions?](#)

Legal

- [Department of Homeland Security Consent](#)
- [DHS Privacy Notice](#)
- [Paper Reduction Act Burden Disclosure Notice](#)
- [Terms of Use](#)

Home

Inbox

Profile

Settings

Account actions

Add a case to your account

File a form online

File a form online

Pay a fee online

Enter a representative passcode

Verify your identity 

Sign out



File a Form

Select the form you want to file online. Once you start, we will automatically save your information for 30 days, or from the last time you worked on the form.

Fee waiver: If you are requesting a fee waiver, you cannot file online. You must file a paper version of both the Form I-912, Request for Fee Waiver and the form for the specific benefit you are requesting. You can review the fee waiver guidance at www.uscis.gov/feewaiver.

Select the form you want to file online.

I-765

I-765, Application for Employment Authorization

Fee waiver: If you are requesting a fee waiver, you cannot file online. You must file a paper version of both the Form I-912, Request for Fee Waiver and the form for the specific benefit you are requesting. You can review the fee waiver guidance at www.uscis.gov/feewaiver.

Select the form you want to file online.

I-765, Application for Employment Authorization

Use this form to request employment authorization and an Employment Authorization Document (EAD) if your immigration status allows you to work in the United States.

Note: You may apply online if your eligibility category is:

- (a)(12) - Temporary Protected Status (You are submitting an initial Form I-821 or you have an approved Form I-821);
- (c)(3)(A) - F-1 student, pre-completion OPT;
- (c)(3)(B) - F-1 student, post-completion OPT;
- (c)(3)(C) - F-1 student, 24-month extension for STEM students (students holding a degree in science, technology, engineering, or mathematics);
- (c)(11) - Parole;
- (c)(19) - Temporary Protected Status (You have a pending Form I-821); or
- (c)(33) - Consideration of Deferred Action for Childhood Arrivals (DACA) (You must have a pending or approved Form I-821D in order to file Form I-765).

All other applicants must submit a paper [Form I-765](#).

Start form



I-765, Application for Employment Authorization

Getting Started

Basis of eligibility

Reason for applying

Preparer and interpreter
information

About You

Evidence

Additional Information

Review and Submit

What is your eligibility category?

! You can file your request online only for certain eligibility categories

If your eligibility category does not appear on the drop-down list, you must file a paper [Form I-765](#). If you submit online and are not eligible for one of the listed categories, your application may be denied.

(c)(3)(C) STEM Extension

What is your degree?

MS- computer/information Tech and Mgmt.

What is your employer's name as listed in E-Verify?

What is your employer's E-Verify company identification number or a valid E-Verify client company identification number?



I-765, Application for Employment Authorization

Getting Started ^

Basis of eligibility

Reason for applying

Preparer and interpreter
information

About You ▾

Evidence ▾

Additional Information ▾

Review and Submit ▾

What is your reason for applying?

- Initial permission to accept employment
- Replacement of lost, stolen, or damaged employment authorization document or correction of my employment authorization document NOT DUE to US Citizenship and Immigration Services error
- Renewal of permission to accept employment

Have you previously filed Form I-765?

- Yes
- No

Back

Next



I-765, Application for Employment Authorization

Getting Started ^

Basis of eligibility

Reason for applying

**Preparer and interpreter
information**

About You ▼

Evidence ▼

Additional Information ▼

Review and Submit ▼

Is someone assisting you with completing this application?

Yes

No

[Back](#)

[Next](#)

Getting Started 

About You 

Your name


Your contact information

Describe yourself

When and where you were born

Your immigration information

Other information

Evidence 

Additional Information 

Review and Submit 

What is your current legal name?

Your current legal name is the name on your birth certificate, unless it changed after birth by a legal action such as marriage or court order. Do not provide any nicknames here.

Given name (first name)

John

Middle name

Family name (last name)

Spencer

Have you used any other names since birth?

Other names used may include nicknames, aliases and maiden names.

Yes

No

[Back](#)

[Next](#)



I-765, Application for Employment Authorization

Getting Started ▾

About You ▲

Your name

Your contact information

Describe yourself

When and where you were born

Your immigration information

Other information

Evidence ▾

Additional Information ▾

How may we contact you?

Daytime telephone number

(123) 456-7890

Mobile telephone number (if any)

This is the same as my daytime telephone number.

(123) 456-7890

Email address

john_spence123@gmail.com



What is your current U.S. mailing address?

We will use your current mailing address to contact you throughout the application process. We may not be able to contact you if you do not provide a complete and valid address. Please provide a U.S. address only.

In care of name (if any)

Address line 1

Street number and name

Address line 2

Apartment, suite, unit, or floor

City or town

State


ZIP code

Is your current mailing address the same as your physical address?

Yes

No

I-765, Application for Employment Authorization

Getting Started 

About You

Your name


Your contact information

Describe yourself

When and where you were born

Your immigration information

Other information

Evidence 

Additional Information 

Review and Submit 

What is your gender?

- Male
- Female
-

What is your marital status?

- Single
- Married
- Divorced
- Widowed
-

[Back](#)

[Next](#)



I-765, Application for Employment Authorization

Getting Started

About You

- Your name
- Your contact information
- Describe yourself
- When and where you were born

Your immigration information

Other information

Evidence

Additional Information

Review and Submit

What is your country of citizenship or nationality?

List all countries where you are currently a citizen or national.

+ Add country

What is your Form I-94 Arrival-Departure Record Number (if any)?

When did you last arrive in the United States?

List your arrival date, place of arrival, and status at arrival.

Date of arrival (on or about)

When did you last arrive in the United States?

List your arrival date, place of arrival, and status at arrival.

Date of arrival (on or about)

Place of arrival

Status at last arrival

What is the passport number of your most recently issued passport?

What is your travel document number (if any)?

What is the expiration date of your passport or travel document?

12/23/2025

What country issued your passport or travel document?

Canada

What is your current immigration status or category?

F1 - Student, Academic Or Language Program.

What is your Student and Exchange Visitor Information System (SEVIS) Number (if any)?

Use the "Additional Information" section to include all previously used SEVIS numbers.

N- 4354565665



I-765, Application for Employment Authorization

Getting Started ▾

About You ▲

Your name

Your contact information

Describe yourself

When and where you were born

Your immigration information

Other information

Evidence ▾

Additional Information ▾

Review and Submit ▾

What is your A-Number?

I do not have or know my A-Number.

A-

What is your USCIS Online Account Number?

Providing your unique USCIS Online Account Number (OAN) helps us manage your account. You may already have an OAN if you previously filed [certain paper forms](#) and received an Account Access Notice in the mail. You can find the OAN at the top of the notice; it is not the same as an A-Number.

I do not have or know my USCIS Online Account Number.

Has the Social Security Administration (SSA) ever officially issued a Social Security card to you?

Yes

No

What is your Social Security number (if known)?

653-56-6556

Do you want the SSA to issue you a Social Security card?

Yes

No

[Back](#)

[Next](#)

I-765, Application for Employment Authorization

Getting Started



About You



Evidence



2 x 2 photo of you

Form I-94

Employment Authorization Document

Form I-20

College degree

Institution accreditation

Additional Information



Review and Submit



2 X 2 Photo Of You

Upload a recent color photograph of yourself that measures 2 inches by 2 inches, with your face measuring 1 inch to 1 3/8 inch from your chin to the top of your head. Your eyes should be between 1 1/8 inch and 1 3/8 inch from the bottom of the photo.

Make sure your whole face is visible, you are facing the camera directly, and the background is white or off-white. Your head must be bare, unless contrary to your religious beliefs.

If you need help understanding the photo requirements or want to resize, rotate, or crop your photo, you can use the Department of State's [photo composition tools](#). Please note that we cannot approve your application without your photo.

File requirements


- Clear and readable
- Accepted file formats: JPG, JPEG, or PNG
- No encrypted or password-protected files
- If your documents are in a foreign language, upload a full English translation and the translator's certification with each original document.
- Upload no more than one document at a time
- Accepted file name characters: English letters, numbers, spaces, periods, hyphens, underscores, and parentheses
- Maximum size: 12MB per file

Choose or drop files here to upload

Back

Next

Getting Started 

About You 

Evidence 

2 x 2 photo of you

Form I-94

Employment Authorization
Document

Form I-20

College degree

Institution accreditation

Additional Information 

Review and Submit 

I-94, Arrival And Departure Record

Upload a copy of one of the following:

- Your Form I-94, Arrival-Departure Record (front and back);
- A printout of your electronic Form I-94 ; or
- Your passport or other travel document.

If you were admitted to the United States by CBP at an airport or seaport after April 30, 2013, CBP may have issued you an electronic Form I-94 instead of a paper Form I-94.

You may visit the [CBP website](#) to obtain a paper version of an electronic Form I-94.

CBP does not charge a fee for this service. Some travelers admitted to the United States at a land border, airport, or seaport, after April 30, 2013, with a passport or travel document, who were issued a paper Form I-94 by CBP, may also be able to obtain a replacement Form I-94 from the CBP website without charge.

If your Form I-94 cannot be obtained from the CBP website, it may be obtained by filing [Form I-102, Application for Replacement/Initial Nonimmigrant Arrival-Departure Record](#), with USCIS. USCIS does charge a fee for this service.

File requirements

- Clear and readable
- Accepted file formats: JPG, JPEG, PDF, TIF or TIFF
- No encrypted or password-protected files
- If your documents are in a foreign language, upload a full English translation and the translator's certification with each original document.
- Upload no more than five documents at a time
- Accepted file name characters: English letters, numbers, spaces, periods, hyphens, underscores, and parentheses
- Maximum size: 12MB per file

 or drop files here to upload

I-765, Application for Employment Authorization

Getting Started



About You



Evidence



2 x 2 photo of you

Form I-94

Employment Authorization Document

Form I-20

College degree

Institution accreditation

Additional Information



Review and Submit



Employment Authorization Document Or Government ID

Upload a copy of your last Employment Authorization document (EAD) (front and back). If you were not previously issued an EAD, you must upload a copy of a government-issued identity document (such as a passport) showing your picture, name, and date of birth; a birth certificate with photo ID; a visa issued by a foreign consulate; or a national ID document with photo and/or fingerprint. The identity document photocopy must clearly show your facial features and contain your biographical information.

File requirements

- Clear and readable
- Accepted file formats: JPG, JPEG, PDF, TIF or TIFF
- No encrypted or password-protected files
- If your documents are in a foreign language, upload a full English translation and the translator's certification with each original document.
- Upload no more than five documents at a time
- Accepted file name characters: English letters, numbers, spaces, periods, hyphens, underscores, and parentheses
- Maximum size: 12MB per file

Choose or drop files here to upload

Back

Next